

WowWee Chippies



WowWee Group Limited.

WowWee Canada Inc.

Manufactured and distributed by
© 2016 WowWee Group Limited.

All Rights Reserved.

Energy Plaza, 301A-C, 92 Granville Road
T.S.T. East, Hong Kong

3700 Saint Patrick Street, Suite 206,
Montreal QC, H4E 1A2, Canada

<http://wowweezone.com>

Assortment No. : 2804

Age: 5+

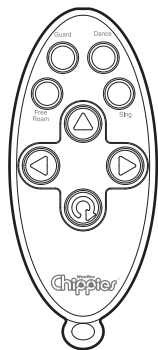
Customer Service:

USER MANUAL

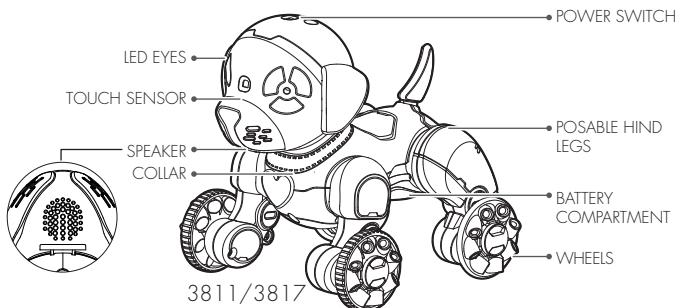
Introduction

Package Contents:


- 1 x WowWee Chippies™ Interactive Pup
- 1 x Remote Control
- 1 x Instruction Manual




Remote Control
1 x CR 2032/3V size battery
(included)



3811/3817



3818



3819

WowWee Chippies™
Interactive Pup

Some Do's and Dont's

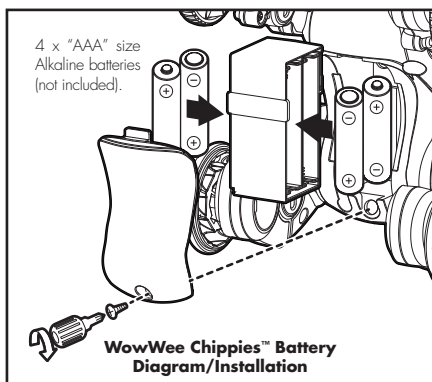
Do's:

- WowWee Chippies™ drive/perform best when its legs are in the standard position.
- For best results with the remote control, make sure the transmitter on the remote is in line with the receiver on WowWee Chippies™ head.

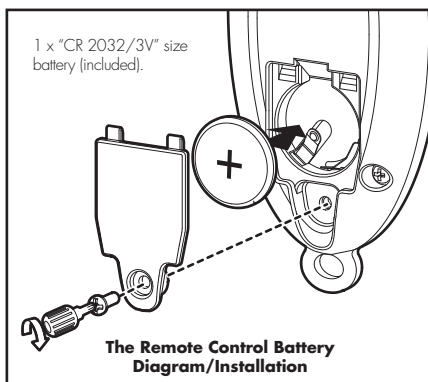
Don't's:

- Do not immerse WowWee Chippies™ or any parts in water, or any other form of liquid.
- Do not drop, throw, or kick WowWee Chippies™ as this might damage mechanical functions.
- Do not allow it to roam near edges from which it could fall.

Battery Information



To change the batteries in WowWee Chippies™, carefully lay it on its back. Do not place the puppy where it could easily fall.



See above on how to change the batteries in the remote control.

INSTALLING OR CHANGING BATTERIES IN WOWWEE CHIPPIES™ / THE REMOTE CONTROL:

1. Using a Phillips screwdriver (not included) remove the screw on the battery compartment cover located on the underside of the pup or on the back of the remote control.
2. Insert the batteries according to the diagram. Ensure that the positive and negative polarities match the illustrations inside the battery compartment.
3. Replace the battery compartment cover and replace the screw using the screwdriver. Do not over-tighten.

NOTE: You will know when WowWee Chippies™ batteries are nearly depleted because it will make a sound.

You will know when the Remote Control batteries are nearly depleted because WowWee Chippies™ will not respond to commands, or the distance from which the Remote Control works will be shorter.

LOW BATTERY INDICATORS:

When the batteries grow weak, WowWee Chippies™ will become less responsive and move or turn slowly. When this occurs, power OFF and replace all batteries.

Important Battery Information

- Use only fresh batteries of the required size and recommended type.
- Do not mix old and new batteries, different types of batteries [standard (Carbon-Zinc), Alkaline or rechargeable] or rechargeable batteries of different capacities.
- Remove rechargeable batteries from the toy before recharging them.
- Rechargeable batteries are only to be charged under adult supervision.
- Please respect the correct polarity, (+) and (-).
- Do not try to recharge non-rechargeable batteries.
- Do not dispose of batteries into fire.
- Replace all batteries of the same type/brand at the same time.
- The supply terminals are not to be short-circuited.
- Remove exhausted batteries from the toy.
- Batteries should be replaced by adults.
- Remove batteries if the toy is not going to be played with for some time.
- Batteries should be recycled or disposed of as per state and local guidelines.

Getting Started

After you've inserted batteries into your WowWee Chippies™ and Remote Control, your brand new pup is ready to play!

Before turning your WowWee Chippies™ on, place it on a large, even surface. Next, shift the Power Switch located on the back to **ON**.



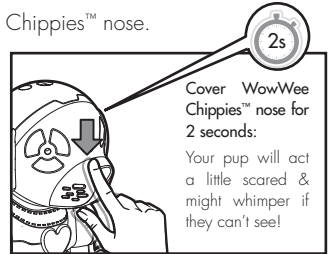
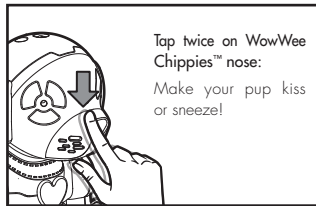

Playing with WowWee Chippies™

Once you've turned on your WowWee Chippies™ pup, it's playtime! WowWee Chippies™ will move in excitement while sniffing around its new home.

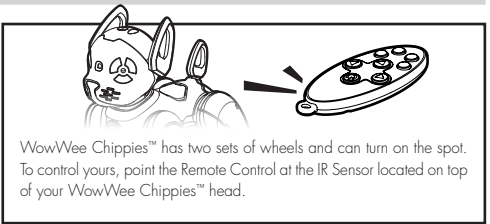

There are two ways to interact with WowWee Chippies™: through touch, and using the remote control.

Touch

There are 3 different ways to interact with the touch sensor on WowWee Chippies™ nose.



Remote Control



Inputs

To make WowWee Chippies™ move forward, press the "Up Arrow" Button on the Remote Control.






To make WowWee Chippies™ move backward, press the "Down Arrow" Button on the Remote Control.

To make WowWee Chippies™ move left, press the "Left Arrow" Button on the Remote Control.

To make WowWee Chippies™ move right, press the "Right Arrow" Button on the Remote Control.

To spin on the spot, press and hold the left or right arrow buttons.

Secret Controls

	1. Hold the forward arrow to make WowWee Chippies™ howl!
	2. Hold the backward arrow to make WowWee Chippies™ whimper! Hold the left/right arrows to make WowWee Chippies™ spin.
	
	3. Hold the left/right arrows down at the same time to make WowWee Chippies™ fart!
	4. Hold the forward/backward arrows down at the same time to make WowWee Chippies™ take a tinkle!

Play modes

<p>1. Free Roam</p> <p>Denoted by blue LEDs in WowWee Chippies™ eyes</p> <p>In this mode, WowWee Chippies™ will roam and explore his surroundings. When WowWee Chippies™ sees a wall or obstacle that is tall enough to trigger its sensor, it will turn and move on in another direction.</p>	<p>4. Sing Mode</p> <p>Denoted by teal LEDs in WowWee Chippies™ eyes</p> <p>WowWee Chippies™ have some serious singing chops. Toggle between 2 songs and watch WowWee Chippies™ put on a show.</p>
<p>2. Guard Mode</p> <p>Denoted by red LEDs in WowWee Chippies™ eyes</p> <p>Turn WowWee Chippies™ into your own personal watchdog. In guard mode, WowWee Chippies™ are extra alert. Your WowWee Chippies™ will bark and growl if anything or anyone gets in the way of their sensors!</p>	<p>5. Woof Woof</p> <p>Toggle through many SFX!</p>
<p>3. Dance Mode</p> <p>Denoted by green LEDs in WowWee Chippies™ eyes</p> <p>WowWee Chippies™ love to dance. Hold down the Sing/Dance button and watch your puppy break it down!</p>	<p>6. Idle Mode</p> <p>When you let go, WowWee Chippies™ may cough or sneeze on every 1 minute from getting too dizzy.</p> <p>7. Sleep Mode</p> <p>To conserve energy, your WowWee Chippies™ will enter sleep mode after 10 minutes of inactivity. Flip the power switch off and on again to bring your WowWee Chippies™ back to life.</p>

Manufactured and distributed by © 2016 WowWee Group Limited. Product names, designations, and logos are trademarks or registered trademarks of WowWee Group Limited.

All rights reserved.

Customer Service Website: <http://wowweezone.com>

We recommend that you retain our address for future reference.

Product and colors may vary.

Packaging printed in China.

WARNING! This product is not suitable for children under 3 years because of small parts - choking hazard.

CAN ICES-3(B)/NMB-3(B)

MADE IN CHINA

CAUTION

Changes or modifications not expressly approved by the party responsible for compliance could void the user's authority to operate the equipment.

NOTE

This equipment has been tested and found to comply with the limits for a class B digital device, pursuant to part 15 of the FCC rules. These limits are designed to provide reasonable protection against harmful interference in a residential installation. This equipment generates, uses and can radiate radio frequency energy and, if not installed and used in accordance with the instructions, may cause harmful interference to radio communications.

However, there is no guarantee that interference will not occur in a particular installation. If this equipment does cause harmful interference to radio or television reception, which can be determined by turning the equipment off and on, the user is encouraged to try and correct the interference by one or more of the following measures:

- Reorient or relocate the receiving antenna
- Increase the separation between the equipment and receiver
- Connect the equipment into an outlet on a circuit different from that to which the receiver is connected
- Consult the dealer or experienced radio/TV technician for help

This Device complies with Part 15 of the FCC Rules. Operation is subject to the following two conditions:

- (1) This device may not cause harmful interference, and
- (2) This device must accept any interference received, including interference that may cause undesired operation.

For more indepth instructions, please refer to


<http://wowwee.com/chippies>

For warranty information, please visit

<http://wowwee.com/information/warranty>

WARNING! This equipment may experience difficulty and/or memory loss when subjected to any electrostatic discharge, radio frequency interference, or sudden power surge/interruption. The user is encouraged to reset the equipment should any of these occur.

 **WARNING:** This product contains a coin or button cell battery. A coin or button cell battery can cause serious internal chemical burns if swallowed.

 **WARNING:** Swallowing may lead to serious injury in as little as 2 hours or death, due to chemical burns and potential perforation of the oesophagus. Dispose of used batteries immediately and safely. Flat batteries can still be dangerous. Keep new and used batteries away from children. If you think batteries might have been swallowed or placed inside any part of the body, seek immediate medical attention.



WowWee Group Limited

Energy Plaza, 301A-C
92 Granville Road
T.S.T. East, Hong Kong

WowWee Canada Inc.

3700 Saint Patrick Street
Suite 206 Montreal, QC,
H4E 1A2, Canada



2804US01TOP_MIM